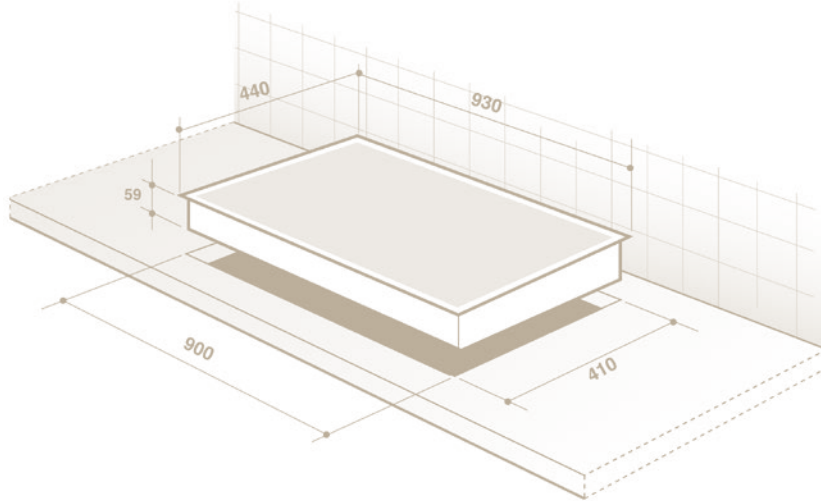


# HOBS TECHNICAL INFORMATION & DRAWING

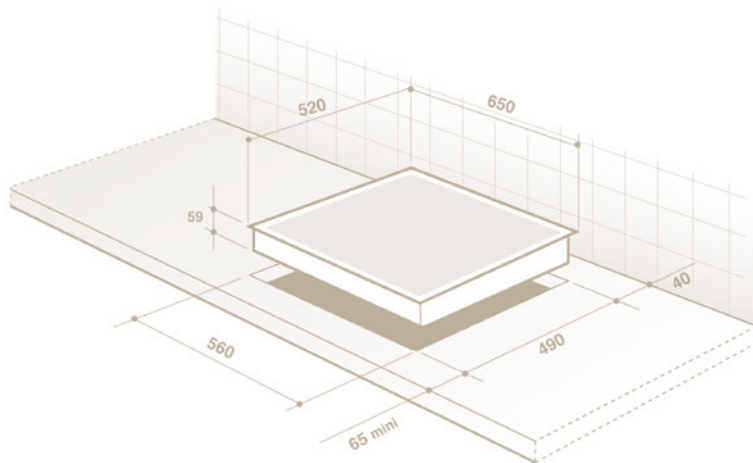
MODEL NUMBER	DTi1177X	DTi1199GE	DTi1358DG	DTi1053X/W	DTi1047GC	DTi1204X
Frame	Stainless trim	Frameless	Chrome trim	Chrome trim	Chrome trim	Stainless trim
Width (cm)	93	93	65	65	65	65
<b>ZONE SPECIFICATIONS</b>						
Number of induction zones	4 / 5	Zoneless	Zoneless	Zoneless	3 / 4	4
Zoneless (40 x 23cm)	1 area / 3 zones	2 areas / 1-4 split	2 areas / 1-4 split	2 areas / 1-4 split	1 area / 2 zones	
Zoneless (40 x 23cm) (kW)	4.6	3.6 + 3.6	3.6 + 3.6	4.6 + 4.6	4.6	
Centre power (kW)	4.6					
Centre width (cm)	28					
Right rear power (kW)	2.2				3.1	3.1
Right rear width (cm)	16				21	21
Right front power (kW)	3.1				2.2	2.0
Right front width (cm)	23				16	16
Left rear power (kW)						2.8
Left rear width (cm)						18
Left front power (kW)						2.8
Left front width (cm)						18
<b>HOB FEATURES</b>						
Number of power levels	15	15	15	15	15	15
Control type	Touch	Touch	Touch	Touch	Touch	Touch
Control position	Front	Front	Front	Front	Front	Front
Programmable direct access (power levels per zone)	4 / 8 / 15	4 / 8 / 15	6 / 10	4 / 8 / 15	4 / 8 / 15	4 / 8 / 15
Boost function	*	*	*	*	*	*
Automatic heat up function		*		*		*
Automatic boil up function	*	*	*	*	*	*
Number of timers	4 x 99 minutes	4 x 99 minutes	Up to 4 hours	4 x 99 minutes	4 x 99 minutes	4 x 99 minutes
Start control function		*	*	*	*	
Preset functions	*	*	*	*	*	
Elapsed time indicator	*	*	*	*	*	*
Power tracker	*	*	*	*	*	
<b>SAFETY FEATURES</b>						
Residual heat indicator	*	*	*	*	*	*
Child lock	*	*	*	*	*	*
Auto-safety shut off	*	*	*	*	*	*
Anti-overflow	*	*	*	*	*	*
Anti-overheat	*	*	*	*	*	*
Automatic pan detection	*	*	*	*	*	*
Small object detection	*	*	*	*	*	*
Cleaning lock	*	*	*	*	*	*
Control panel lock	*	*	*	*	*	*
Electronic power monitor	*	*	*	*	*	*
<b>DIMENSIONS</b>						
Aperture H / W / D (mm)	59 x 900 x 490	64 x 900 x 410	59 x 560 x 410	59 x 560 x 490	59 x 560 x 490	59 x 560 x 490
Overall H / W / D (mm)	68 x 930 x 520	68 x 930 x 440	68 x 650 x 520	68 x 650 x 520	68 x 650 x 520	68 x 650 x 520
Packed H / W / D (mm)	140 x 1150 x 620	135 x 1075 x 595	230 x 750 x 600	140 x 750 x 600	140 x 750 x 600	140 x 750 x 60
Net weight (kg)	18	18	14	14	13.5	13.5
Gross weight (kg)	20	20	15	15	14	14
<b>ELECTRICAL CONNECTION</b>						
Electric power (kW)	11.8	7.2	7.2	7.2	7.2	5.9
Supplied with cable	Yes x 2	Yes	Yes	Yes	Yes	Yes
Electrical connection	220-240 / 50Hz	220-240 / 50Hz	220-240 / 50Hz	220-240 / 50Hz	220-240 / 50Hz	220-240 / 50Hz
Fuse rating (amps)	20 + 32	32	32	32	32	32

# HOBS TECHNICAL DRAWINGS

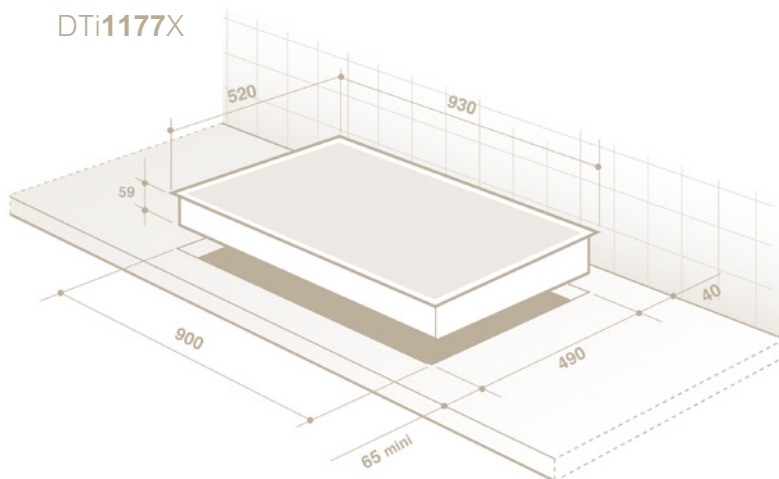
DTi1199GE



DTi1358DG – DTi1053X/W - DTi1047GC – DTi1204X



DTi1177X



## INDUCTION HOBS VENTILATION INFORMATION

