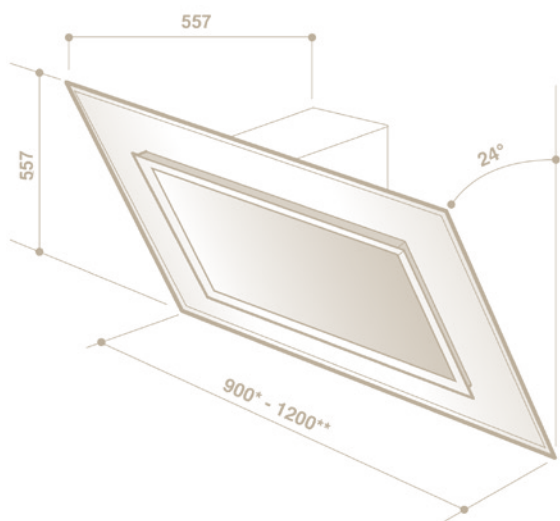


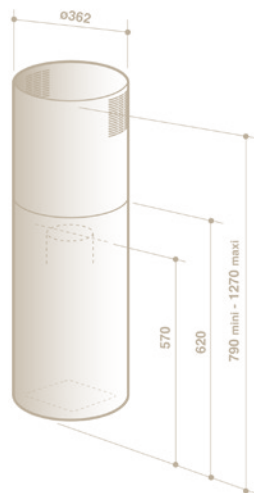
HOODS TECHNICAL INFORMATION AND DRAWINGS

MODEL NUMBER	DHD1193G/B/W	DHD585XE1	DHD1103X	DHD1190B	DHD1131X	DHD1129G/B/W	DHD1101X
Hood type	Designer	Designer	Downdraft	Updraft	Ceiling decorative	Island decorative	Downdraft
MODEL NUMBER							
Number of fans	1	1	2	1	2	1	2
Control type	Touch control	Remote	Touch control	Remote control	Remote control	Touch control	Touch control
Electronic speed control	•	•	•	•	•	•	•
Extraction & recirculation option	•	•	•	•	•	•	•
Saturation indicator(s)	•	•	•	•	•	•	•
Metal grease filter(s)	•	•	•	•	•	•	•
ICS							
Hob illumination	LED x 2	Halogen	Flourescent x 2	LED x 1	Low consumption x 6	LED x 2	
Carbon filter(s)	•	•	•	•	•	•	•
Ducting diameter (mm)	150	120 - 150	150	150	150	150	150
PERFORMANCE DATA							
Fan speeds	4	4	4	4	4	4	4
Extraction rate m ³ /h maximum	730	900	810	800	1000	875	840m ³ /h
Noise dB(A) level 1	49	34	30	45	45	44	30dB
INSTALLATION							
Min height from gas hobs (mm)	650	750	n/a	n/a	750	650	n/a
Min height from electric / induction hobs (mm)	450	400	n/a	n/a	550	450	n/a
DIMENSIONS							
Maximum height (mm)	557	1270	323	448	440	1102	
Minimum height (mm)		790	8			650	320
Width (mm)	900	362	860	872	1080	900	14
Depth (mm)	370	362	93	200	680	500	520
Packed H x W x D (mm)	700 x 980 x 400	900 x 840 x 440	880 x 1000 x 2600	960 x 370 x 570	500 x 1320 x 960	600 x 980 x 530	735
Net weight (kg)	26	28	26.5	31	31	22	430 x 870 x 720
Gross weight (kg)	28	33	28	35	58	24	25.8
ACCESSORIES							
Carbon filters	AFC-92	DHK474AE1	AK700AE1	AK990AE1	DHK472AE1	AK520AE1	AK901AE1
Chimney kit	RHD119X			ATC-1190X		RHD112X	
Kit to export the motor			DHK900		DHK931		DHK900
ELECTRICAL CONNECTION							
Connection	220-240V / 50Hz	220-240V / 50Hz	220-240V / 50Hz	220-240V / 50Hz	220-240V / 50Hz	220-240V / 50Hz	220-240V / 50Hz
Fuse rating (amps)	10	10	10	10	10	10	10

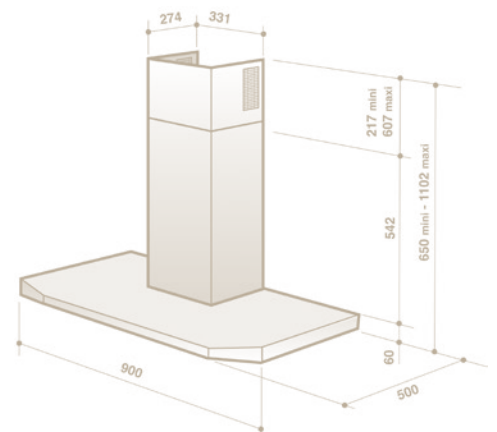
DHD1193G/B/W



DHD585XE1

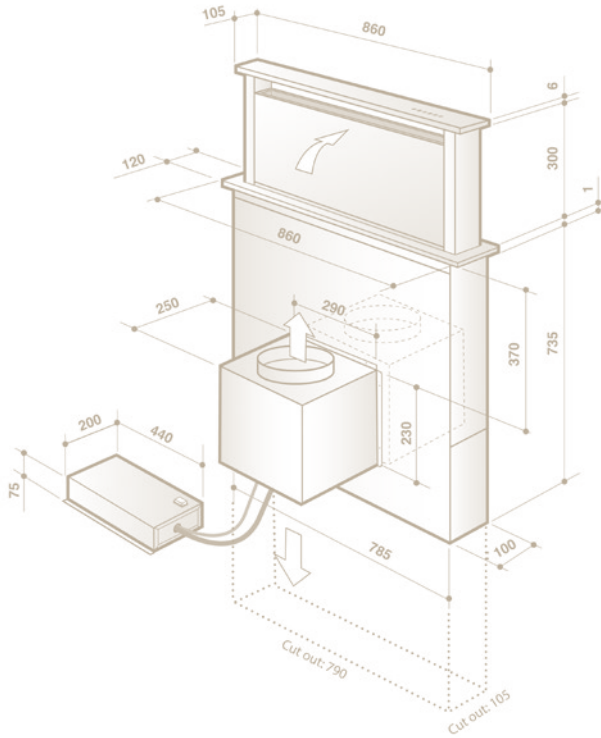


DHD1129G/B/W

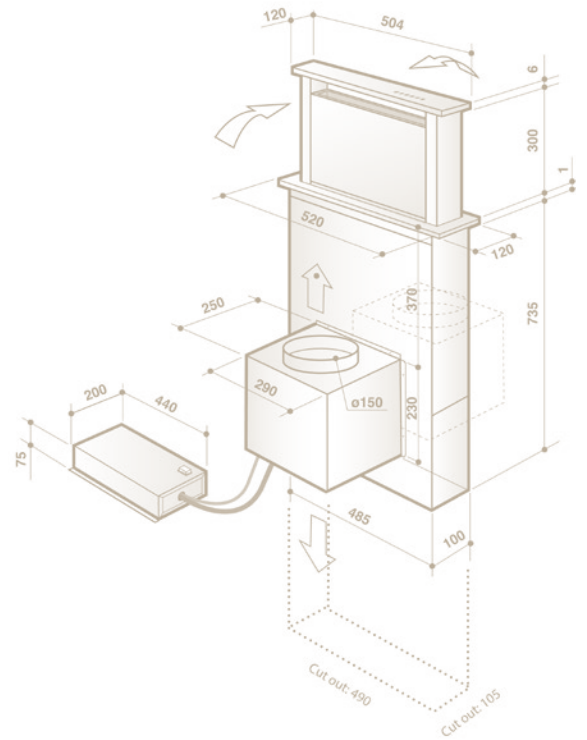


HOODS TECHNICAL DRAWINGS

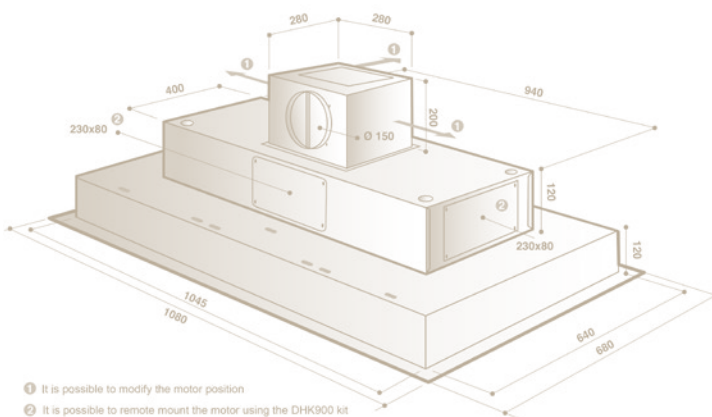
DHD1103X



DHD1101X



DHD1131X



DHD1190B

