

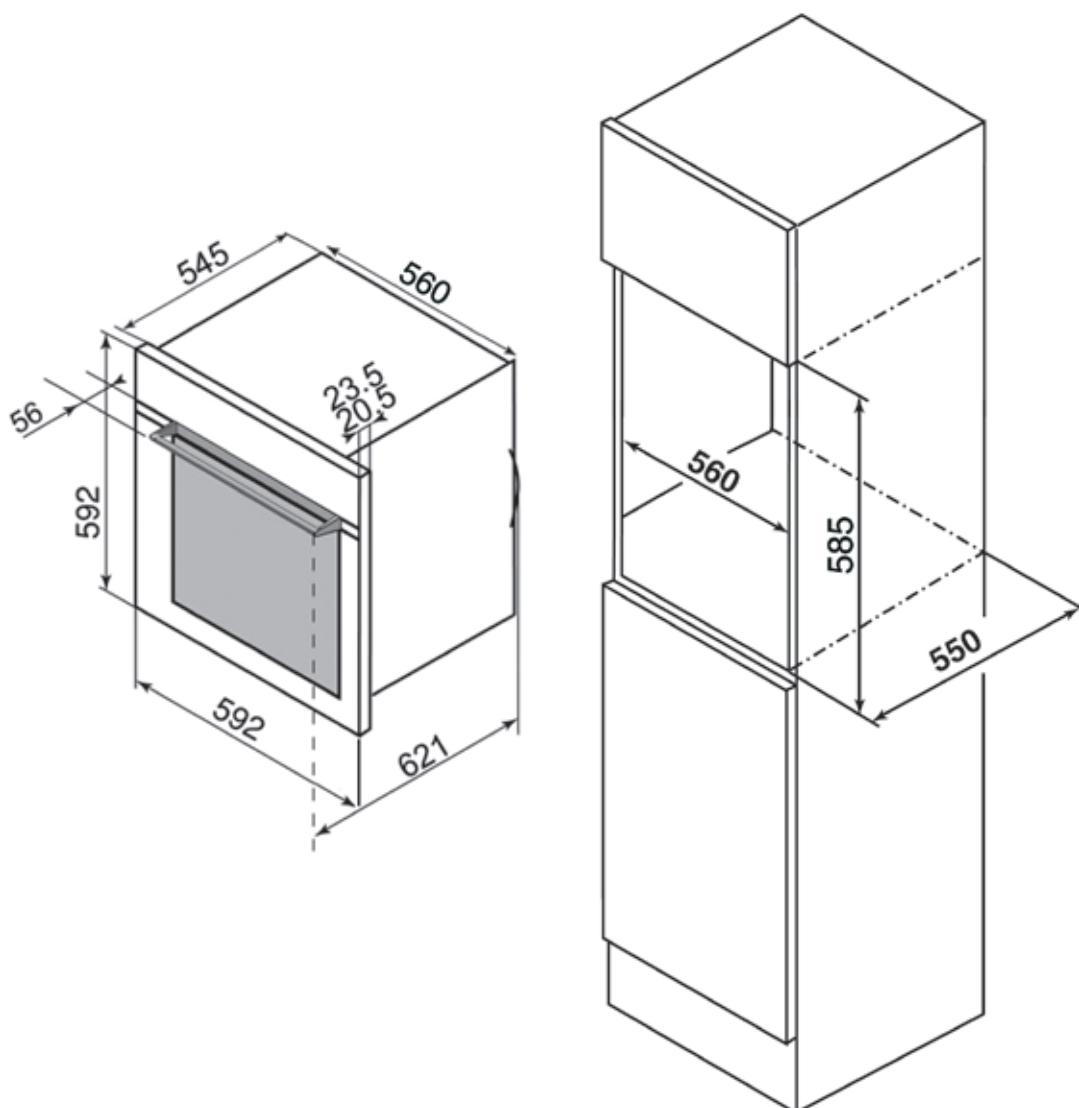
SINGLE OVENS

TECHNICAL INFORMATION

MODEL NUMBER	DOP895X/B	DOP770X/B	DOP740X/B/W	DOP705X/B	DOE705X
FEATURES & CONTROLS					
ICS programme	16 programmes	12 programmes			
Cooking guide	44 recipes				
Low temperature cooking	10 dishes				
Oven functions	12	11	11	10	7
Fan cooking	•	•	•	•	•
Combined heat – pizza setting	•	•	•	•	•
Conventional cooking				•	
Conventional ECO cooking	•	•	•	•	•
Turbo grill	•	•	•	•	•
Full width variable grill	•	•	•	•	•
Economy grill	•	•	•		
Keep warm	•	•	•		•
Bread		•	•	•	•
Defrost	•	•	•	•	
Pyroclean	•	•	•	•	
OVEN CLEANING					
Pyrocontrol (setting selection)	Automatic	Automatic	Manual	Manual	
Pyroclean Plus	•				
Pyroclean indicator	•				
High grade, easy clean enamel interior	•	•	•	•	•
Removable door & inner glass panel	•	•	•	•	
FEATURES & CONTROLS					
Type of control	Touch control	Touch control	Touch control	Rotary & touch control	Rotary & touch control
Interior light (watts)	Halogen 25W	Halogen 25W	Halogen 25W	Halogen 25W	Halogen 25W
Electronic clock & oven programmer	Electronic	Electronic	Electronic	Electronic	Electronic
Digital minute minder	•	•	•	•	•
Display	Animated	Animated	Animated	Digital	Electronic
Recommended temperatures	•	•	•	•	•
Recommended cooking level	•	•	•		
Eolyse® air filter	•	•	•		
SAFETY FEATURES					
Auto-safety shut off	•	•	•	•	•
Child lock	•	•	•	•	•
Type of door	Cool door	Cool door	Cool door	Triple glazed	Double glazed
Number of glass panels	4	4	4	3	2
Cooling fan	•	•	•	•	•
EQUIPMENT & ACCESSORIES					
Anti-tip shelves	2	2	2	2	2
Meat pan with grill trivet	•	•	•	•	•
Full width Lissium baking tray	•	•	•	•	
Rotisserie with trivet	•	•	•		
Low temperature cooking tray with trivet	•				
Telescopic runners	3	3			
DIMENSIONS					
Built-in H / W / D (mm)	585 x 560 x 550	585 x 560 x 550	585 x 560 x 550	585 x 560 x 550	585 x 560 x 550
Overall (with handles) H / W / D (mm)	592 x 592 x 621	592 x 592 x 621	592 x 592 x 621	592 x 592 x 621	592 x 592 x 621
Internal oven H / W / D (mm)	320 x 435 x 380	320 x 435 x 380	320 x 435 x 380	320 x 435 x 380	320 x 435 x 380
Packed H / W / D (mm)	670 x 640 x 660	670 x 640 x 660	670 x 640 x 660	670 x 640 x 660	670 x 640 x 660
Volume (litres)	58	58	58	58	58
Net weight (kg)	36	36	36	36	36
Gross weight (kg)	39	39	39	39	39
CONSUMPTION					
Energy class	A	A	A	A	A
To reach 200°C (kW/h)	0.345	0.345	0.345	0.345	0.345
Maintain at 200°C (kW/h)	0.535	0.535	0.535	0.535	0.535
Pyroclean 80 minutes (kW/h)	3	3	3	3	n/a
Grill (kW)	2.6	2.6	2.6	2.6	1.8
ELECTRICAL CONNECTION					
Supplied with cable	•	•	•	•	•
Total connected load (kW)	3.595	3.395	3.395	3.395	2.645
Connection	220-240 / 50Hz	220-240 / 50Hz	220-240 / 50Hz	220-240 / 50Hz	220-240 / 50Hz
Fuse rating (amps)	16	16	16	16	13

SINGLE OVENS TECHNICAL DRAWINGS

DOP895X/B / DOP770X/B / DOP740X/B/W / DOP705X/B / DOE705X



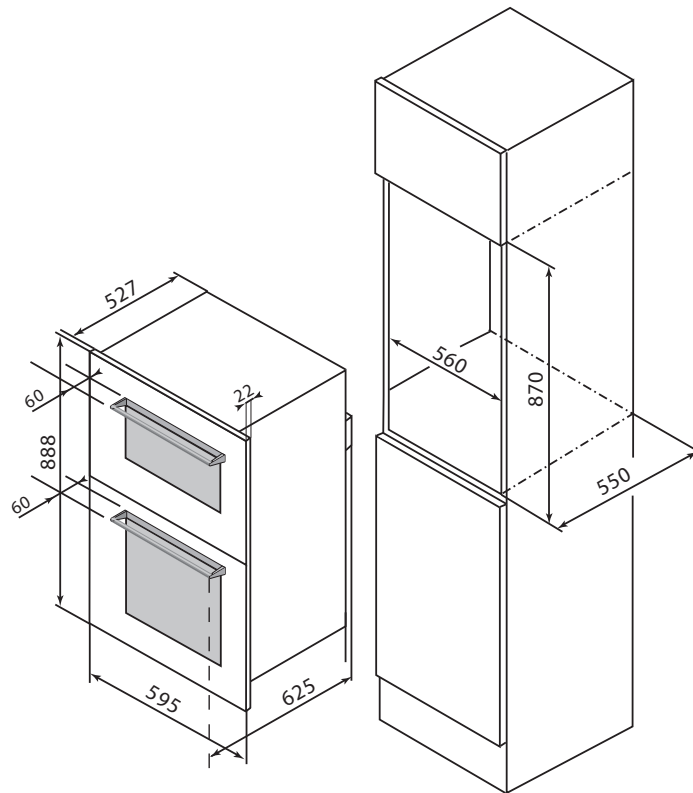
DOUBLE OVENS

TECHNICAL INFORMATION

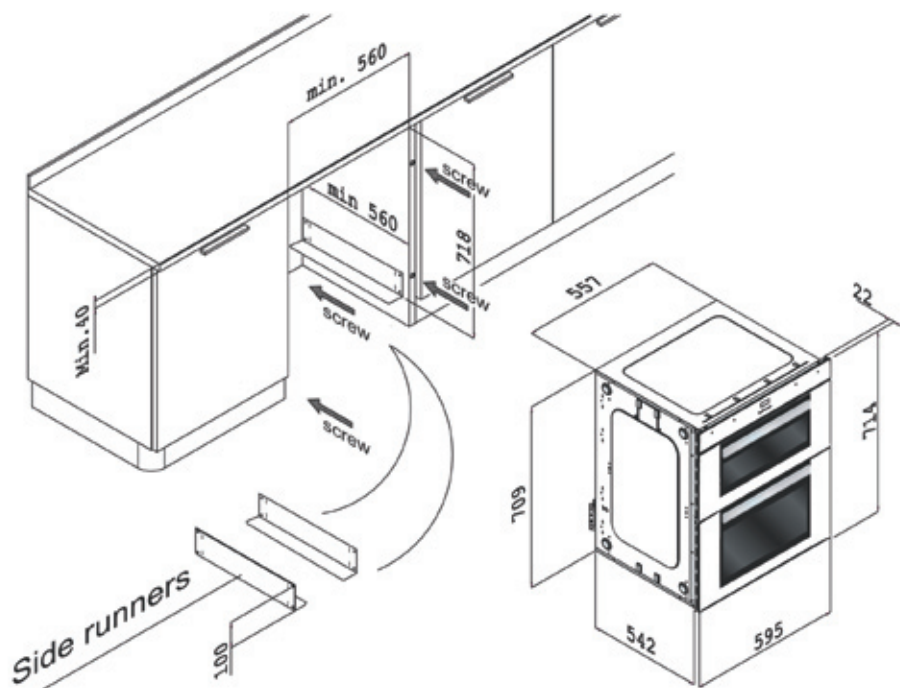
MODEL NUMBER	DOD798X/B/W	DOD788X/B	DOD778X/B	DOD717X
TOP OVEN FUNCTIONS				
Fan – forced air cooking	•			
Turbo grill	•			
Keep warm	•	•		
Full width variable grill	•	•	•	•
Economy grill	•	•	•	
Combined heat – pizza setting	•			
Conventional cooking			•	•
Conventional ECO cooking	•	•		
Defrost	•	•		
Bread	•			
Base heat				•
MAIN OVEN FUNCTIONS				
Fan – forced air cooking	•	•	•	•
Turbo grill	•	•	•	•
Keep warm	•	•	•	•
Full width variable grill	•	•	•	•
Economy grill	•	•	•	•
Combined heat – pizza setting	•	•	•	•
Conventional cooking				•
Conventional ECO cooking	•	•	•	
Fan assisted cooking				•
Bread	•	•	•	
Defrost	•	•	•	•
Base heat				•
OVEN CLEANING				
Pyroclean	Both	Both	Main	
High grade, easy clean enamel interior	•	•	Top	•
Easy clean inner door	•	•	•	•
OVEN FEATURES & CONTROLS				
Type of controls	Touch control	Touch control	Rotary & touch	Rotary & touch
Interior lights (watts)	Halogen 25W	Halogen 25W	Halogen 15W	40W
Electronic clock & oven programmer	2	2	•	•
Digital minute minder	2	2	•	
Display	Animated	Animated	Animated	Animated
Recommended temperatures	•	•	•	•
SAFETY FEATURES				
Auto-safety shut off	•	•		•
Child lock	•	•	Main	•
Type of door	Cool door	Triple glazed	Triple glazed	Double glazed
Number of glass panels	4 / 4	3 / 3	3 / 3	2 / 2
Auto-stop anti-tip shelves	•	•	•	•
Cooling fan	•	•	•	•
EQUIPMENT & ACCESSORIES				
Anti-tip shelf	3	2	2	2
Large grill pan & trivet shelf	1	1	1	1
Full width Lissium baking tray	1	1	1	
Rotisserie with trivet	1			
Telescopic runners	3			
DIMENSIONS				
Built-in H / W / D (mm)	870 x 560 x 550	870 x 560 x 560	870 x 560 x 560	714/557/542
Overall H / W / D (mm)	888 x 595 x 625	888 x 595 x 625	888 x 595 x 625	718/595/564
Packed H / W / D (mm)	990 x 640 x 660	990 x 640 x 660	990 x 640 x 660	810/640/660
Volume (litres)	32 / 56	32 / 56	32 / 56	35 / 50
Net weight (kg)	70	70	70	45
Gross weight (kg)	75	75	75	51
CONSUMPTION				
Energy class	B / A	B / A	B / A	A / A
To reach 200°C (kW/h)	0.345	0.325 / 0.31	0.325 / 0.31	0.325 / 0.31
Maintain at 200°C (kW/h)	0.535	0.515 / 0.520	0.515 / 0.520	0.515 / 0.45
Pyroclean 80 minutes (kW/h)	3	3.64	3.64	
ELECTRICAL CONNECTION				
Supplied with cable	No	No	No	No
Total connected load (kW)	6.28	6.74	5.35	5.5
Connection	220-240 / 50Hz	220-240 / 50Hz	220-240 / 50Hz	220-240 / 50Hz
Fuse rating (amps)	32	32	32	32

**DOUBLE OVENS
TECHNICAL DRAWINGS**

DOD798X/B/W / DOD788X/B / DOD778X/B



DOD717X



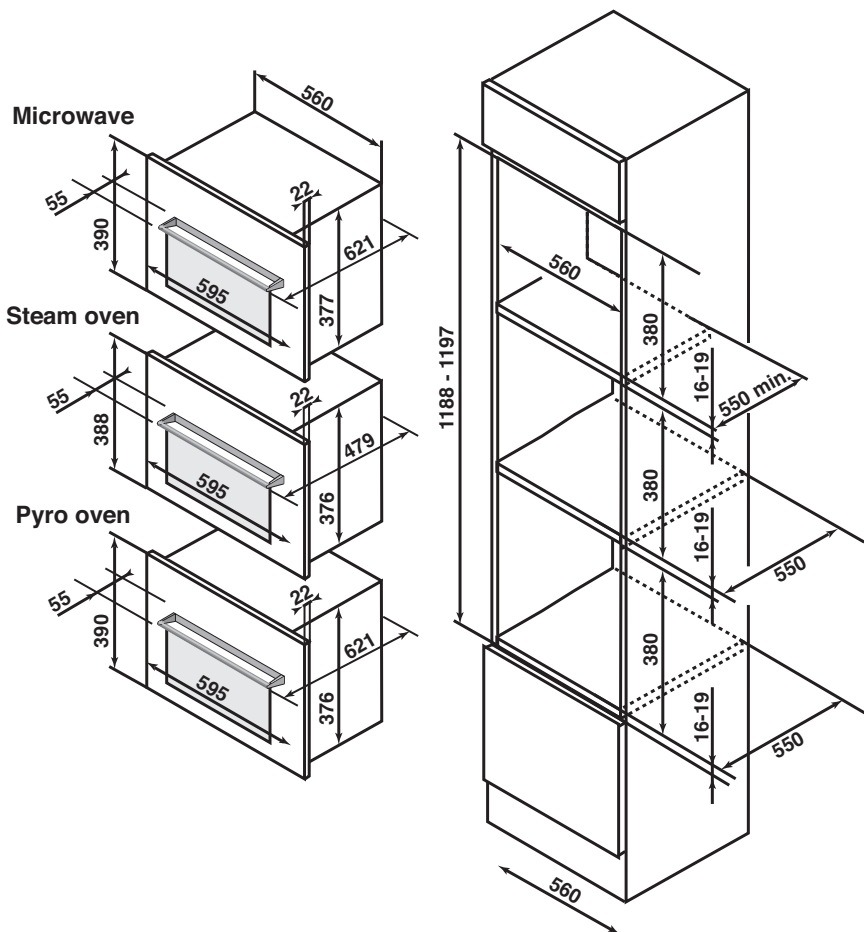
COMPACT OVENS

TECHNICAL INFORMATION

MODEL NUMBER	COMPACT 38			COMPACT 45		
	DOP799X	DOV738X	DME799X	DOP745X	DOV745X/B	DME795X/B/W
Mode of cooking	Multifunction Plus	Steam cooking	Microwave & fan	Multifunction Plus	Steam cooking	Microwave & fan
Type of cleaning	Pyroclean	Manual	Manual	Pyroclean	Manual	Manual
CONTROL PANEL						
Type of controls	Digital touch control	Digital touch control	Digital touch control	Digital touch control	Digital touch control	Digital touch control
Display	Animated	Animated	Animated	Animated	Animated	Animated
Electronic programmer	•	•	•	•	•	•
Recommended temperature setting	•	•	•	•	•	•
Preset temperatures	•	•	•	•	•	•
Cooking functions	7	8	8	7	8	11 (plus 10 ICS)
Automatic clock	•	•	•	•	•	•
Electronic minute minder	•	•	•	•	•	•
OVEN						
Type of cavity	High grade enamel	Stainless steel	Stainless steel	High grade enamel	Stainless steel	Stainless steel
Grill (kW)	2.1		1.5	2.1		1.75
Fan (kW)	1.5		1.5	1.5		1.6
Power of bottom element (kW)	1.2			1.2		
Microwave power (kW)			1.0			1.0
Steam generator (kW)		1.6			1.6	
Removable door & inner glass panel	•	•	•	•	•	•
SAFETY FEATURES						
Auto-safety shut off	•			•		
Child lock	•	•	•	•	•	•
Type of door	Cool door	Double glazed	Double glazed	Cool door	Double glazed	Double glazed
Number of glass panels	4	2	2	4	2	2
Cooling fan	•			•		•
ACCESSORIES						
Shelves	1	1	1	1	1	1
Enamel tray	1			1		
Baking tray	1		1	1		1
Glass tray						1
Rotisserie	1			1		
Steel cooking dish & trivet		1			1	
DIMENSIONS						
Built-in H / W / D (mm)	380 x 560 x 550	380 x 560 x 550	380 x 560 x 550	450 x 560 x 550	450 x 560 x 550	450 x 560 x 550
Overall (with handles) H / W / D (mm)	390 x 595 x 621	388 x 595 x 479	390 x 595 x 621	456 x 592 x 628	456 x 592 x 479	456 x 592 x 625
Interior H / W / D (mm)	193 x 429 x 379	185 x 390 x 325	210 x 420 x 370	226 x 385 x 410	185 x 385 x 416	210 x 420 x 370
Packed H / W / D (mm)	510 x 670 x 650	470 x 675 x 570	510 x 670 x 650	539 x 655 x 701	540 x 655 x 701	540 x 655 x 701
Volume (litres)	32	23	32	36	23	40
Net weight (kg)	38	20	41	38	20	39
Gross weight (kg)	41	23	44	40	23	43
Supplied without plug	Yes	Yes	Yes	Yes	Yes	Yes
Shelf edging trim	1	1	1	1	1	1
CONSUMPTION						
Energy class	C			A		
To reach 200°C (kW/h)	0.38			0.38		
Maintain at 200°C (kW/h)	0.41			0.41		
Pyroclean 80 minutes (kW/h)	3.64			3.64		
Maintain at 100°C (kW/h)	0.71			0.71		
ELECTRICAL CONNECTION						
Supplied with cable	Yes	Yes	Yes	Yes	Yes	Yes
Total connected load (kW)	3.385	1.78	3.56	3.385	1.78	3.4
Connection	220-240 / 50Hz	220-240 / 50Hz	220-240 / 50Hz	220-240 / 50Hz	220-240 / 50Hz	220-240 / 50Hz
Fuse rating (amps)	16	13	16	16	13	16

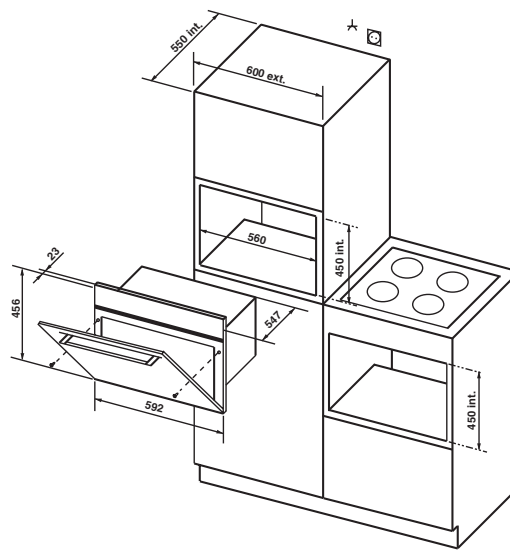
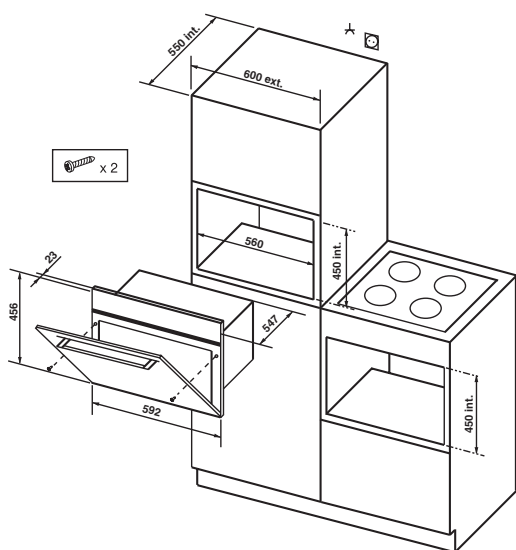
COMPACT OVENS TECHNICAL DRAWINGS

DOP799X / DOV738X / DME799X



DOV745X/B

DOP745X / DME795X/B/W



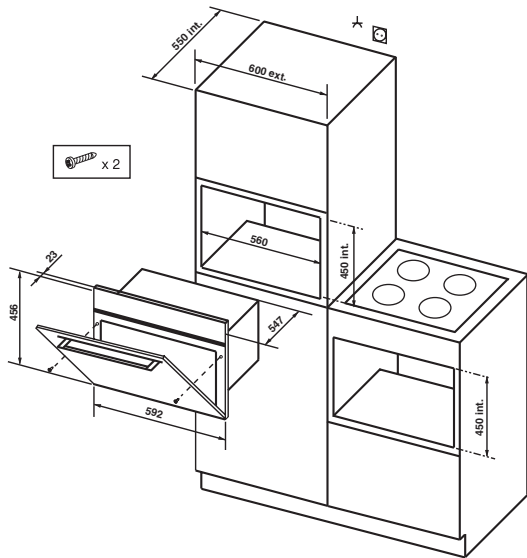
MICROWAVES

TECHNICAL INFORMATION

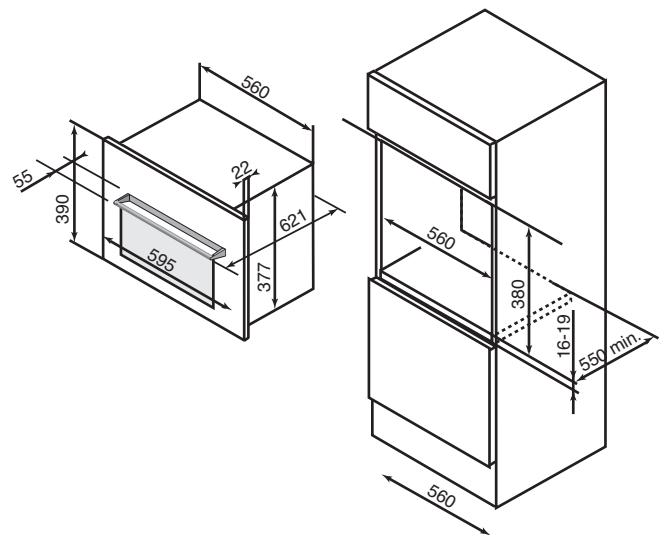
	COMPACT 45	COMPACT 38		
MODEL NUMBER	DME795X/B	DME799X	DME729X/B	DME715X
TYPE	COMBI	COMBI	GRILL	SOLO
FUNCTIONS				
Microwave	•	•	•	•
Grill	•	•	•	
Fan	•	•		
Number of preset functions	13	9	11	
Memory setting	•	•	•	•
FEATURES & CONTROLS				
Controls	Digital touch control	Digital touch control	Rotary & soft touch controls	Rotary & soft touch controls
Drop down door	•	•		
Volume (litres)	40	32	26	20
Electronic clock	•	•	•	•
Interior light	•	•	•	•
Digital timer	•	•	•	•
Delayed start	•	•	•	
Disengagable turntable	•		•	•
Diamond shaped diffuser	•		•	•
Number of wave entries	4	2	4	2
Drop down grill	•	•		
Child lock	•	•		
PERFORMANCE				
Power (kW)	1.0	1.0	0.9	0.8
Fan (kW)	1.6	1.5		
Pull down grill (kW)	1.75	1.5	1.2	
Grill power levels	3	3	3	
Moveable turntable (cm)	36		36	
Maximum size dish (cm)	32	32	32	28
Interior	Stainless steel	Stainless steel	Stainless steel	Stainless steel
EQUIPMENT & ACCESSORIES				
Grill rack	•		•	
Flat shelf	•	•		
Turntable	•		•	•
Glass tray	•	•		
Pizza plate			•	
Integrated framing kit	•	•	•	•
DIMENSIONS				
Built-in H / W / D (mm)	450 x 560 x 550	380 x 560 x 550	316 x 540.5 x 410	360 x 560 x 310
Overall (with handles) H / W / D (mm)	456 x 592 x 625	390 x 595 x 621	390 x 592 x 433	370 x 592 x 353
Internal oven H / W / D (mm)	210 x 420 x 370	210 x 420 x 370	210 x 350 x 351.4	205 x 282 x 285
Packed H / W / D (mm)	540 x 655 x 701	510 x 670 x 650	391 x 602 x 486	450 x 660 x 430
Volume (litres)	40	32	26	20
Net weight (kg)	39	41	22	21
Gross weight (kg)	43	44	24	23
ELECTRICAL CONNECTION				
Supplied with cable	•	•	•	•
Total connected load (kW)	3.4	3.56	2.8	1.25
Connection	220-240 / 50Hz	220-240 / 50Hz	220-240 / 50Hz	220-240 / 50Hz
Fuse rating (amps)	16	16	13	13

MICROWAVES TECHNICAL DRAWINGS

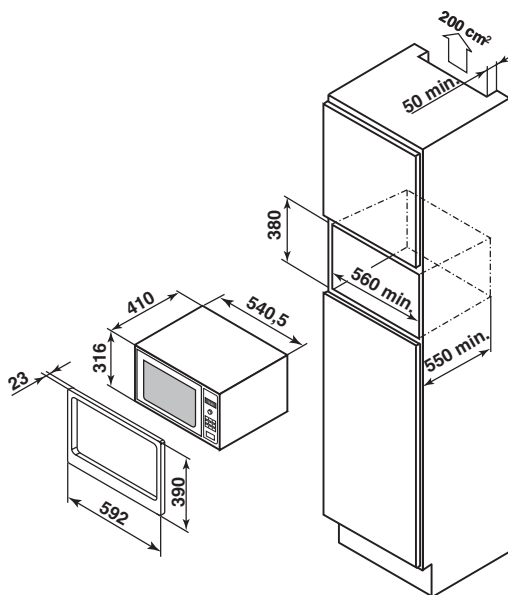
DME795X/B



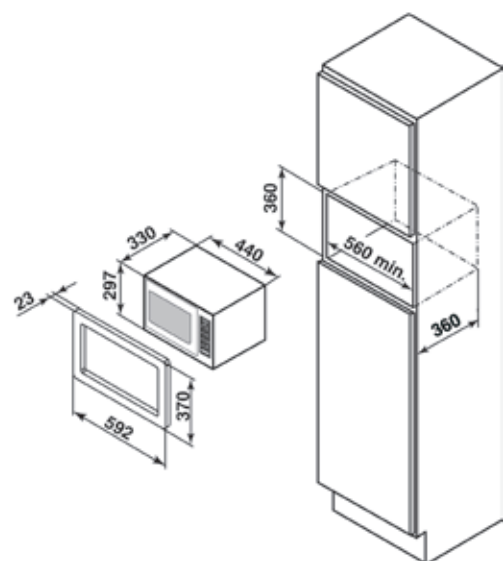
DME799X



DME729X/B



DME715X



FREESTANDING COOKERS

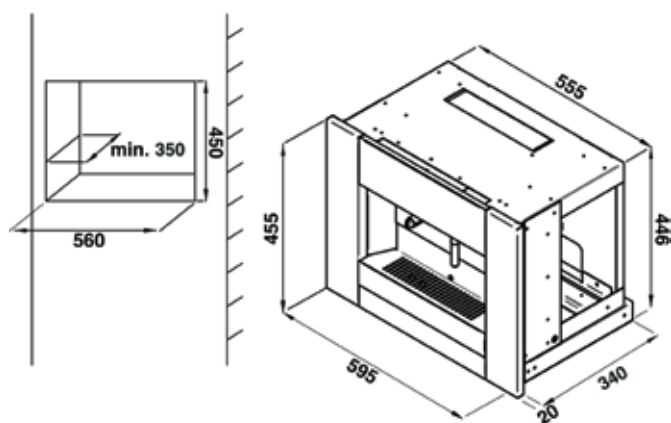
TECHNICAL INFORMATION

MODEL NUMBER	DCI799XU1	DCM6120XE
MAIN OVEN FUNCTIONS		
Fan – forced air cooking	•	Both
Turbo grill	•	Both
Full width variable grill	•	Both
Economy grill	•	Both
Pulsed grill		
Combined cooking – pizza setting	•	
Conventional cooking	•	Both
Conventional ECO cooking	•	
Biogrill	•	
Keep warm	•	
Defrost	•	Both
OVEN CLEANING		
Pyroclean	•	Both
High grade, easy clean enamel interior	•	Both
Easy clean inner door	•	Both
OVEN FEATURES & CONTROLS		
Type of controls	Touch control (hob) Turn & Press (oven)	
Interior lights (watts)	Halogen 25W	2 x 40W
Electronic clock & oven programmer	•	Both
Electronic minute minder	•	Both
Display	Animated	LED
Rotisserie		Both
SAFETY FEATURES		
Number of glass panels	4	4
Auto stop anti-tip shelves	2	4
Cooling fan(s)	1	2
EQUIPMENT & ACCESSORIES		
Flat anti-tip shelf	1	4
Grill pan and trivet shelf	1	2
Rotisserie with shelf support		2
HOB SPECIFICATIONS		
Hob type	Induction	Gas
Number of cooking zones	4	6
Front right power (kW)	2.0	3.5
Front right type (mm)	160	TC
Front left power (kW)	2.8	3.5
Front left type (mm)	180	TC
Right rear power (kW)	3.1	1.5
Right rear type (mm)	210	Semi rapid
Left rear power (kW)	2.8	1.5
Left rear type (mm)	180	Semi rapid
Centre power (front) (kW)		4.5
Centre type		Wok
Centre power (back) (kW)		4.5
Centre type		Wok
HOB FEATURE		
Pan supports	n/a	Cast iron
LPG conversion kit	n/a	•
Pureflame burners	n/a	•
Flame failure safety cut off	n/a	•
Integrated ignition	n/a	•
DIMENSIONS		
Overall H / W / D (mm)	850-900 / 600 / 618	900 / 1195 / 599
Packed H / W / D (mm)	930 / 670 / 720	1110 / 1225 / 750
Volume (litres)	56	53 / 53
Net weight (kg)	62	147
Gross weight (kg)	64	167
CONSUMPTION		
Energy class	A	A / A
ELECTRICAL CONNECTION		
Supplied with cable	No	No
Fuse rating (amps)	40	32

COFFEE MACHINE TECHNICAL INFORMATION & DRAWING

MODEL	DED700X
Finish	Stainless steel
FEATURES	
Coffee grinder selector	•
Coffee selector	•
Selection water or steam	•
Steam nozzle	•
Low coffee indicator	•
Low water indicator	•
FUNCTIONS	
Espresso	•
Regular	•
Tall	•
Temperature selector	•
Selection quantity of water per cup	•
Water temperature control	•
Steam temperature control	•
Control of coffee bean grinding	•
One or two cups selection	•
Cup height adjustment	•
PERFORMANCE	
Descaling	Automatic
Tank power (kW)	0.048
Water heater (kW)	1.3
Steam generator (kW)	1.0
Coffee grinder power	nd
Tank pressure (bars)	15
Water container capacity (litres)	2
Coffee bean container capacity	300g
Heat up time	1 minute 40 seconds
DIMENSIONS	
Water container capacity (litres)	2
Coffee container capacity	300g
Built-in H / W / D (mm)	450 x 555 x 340
Overall (with handles) H / W / D (mm)	455 x 595 x 365
Packed H / W / D (mm)	565 x 656 x 440
Gross weight (kg)	29
Net weight (kg)	25
ELECTRICAL CONNECTION	
Supplied with cable	Yes
Electrical connection	220-240V / 50-60Hz
Fuse rating (amps)	13

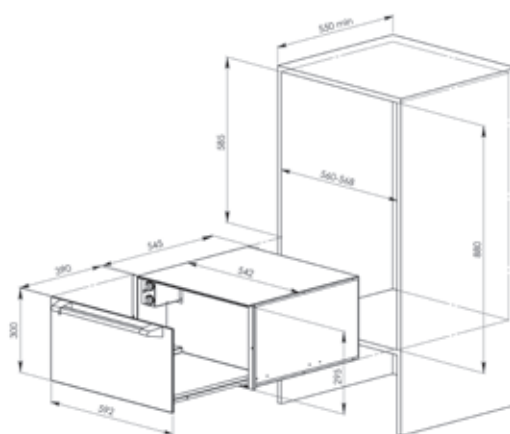
DED700X



WARMING DRAWERS TECHNICAL INFORMATION & DRAWINGS

MODEL NUMBER	DWD714X	DWD729X
Finish	Stainless steel	Stainless steel
FEATURES		
Fan heating	•	•
Adjustable temperature	•	•
Timer	•	•
On / off switch	•	•
Anti-slip mat	•	•
CAPACITY		
Large dishes	20	40
Bowls	30	60
Small coffee cups	80	120
Serving dishes	2	2
Volume (litres)	24	60
DIMENSIONS		
Built-in H / W / D (mm)	135 x 560 x 550	295 x 560 x 550
Net weight (kg)	16.3	21.5
Gross weight (kg)	17.5	23
ELECTRICAL CONNECTION		
Total connected load (kW)	0.5	0.5

DWD729X



DWD714X

